

CLASS OF 2015 Post-Graduation Destinations Survey

Marc Goldman
Executive Director
March 2016

The Yeshiva University Career Center conducted a post-graduation survey of 539 undergraduate students, who completed YU in the 2014-2015 academic year as indicated by Banner and the Registrar's office. Through the Career Center's outreach efforts, in collaboration with the Office of Institutional Research, including online and phone surveys, internal data on YU employment and graduate school enrollment, as well as reliable external sources such as LinkedIn, the overall results are included for 86.3% (465 graduates) of the Class of 2015. This year's methodology included data for Summer 2014, January 2015 and May 2015 graduates, consistent with recent guidelines set by the National Association of Colleges and Employers (NACE).

SUMMARY

90.5% of graduates have
post-graduation destinations

86.3% of graduates responded to the survey or were accounted for through reliable internal and external sources (knowledge rate)

> 86.3%

84.5%
of graduates

reported that their position was strongly or moderately related to their field of interest

66.6%
of graduates

held one or more internships during their time at YU

Top Industries of Employment

- Accounting
- Education
- Finance
- Information Technology
- Medical/Research
- Non-Profit/Social Work/Community Service

Top Areas of Graduate/Professional Study

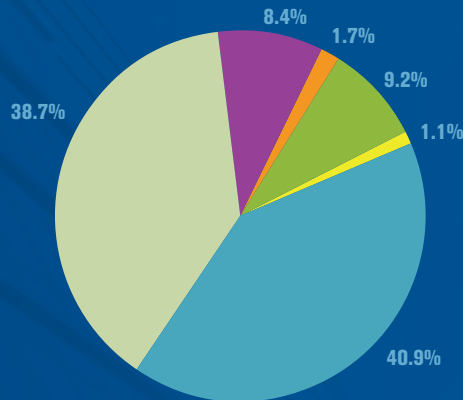
- Accounting
- Education
- Jewish Studies
- Law
- Medicine
- Nursing
- Rabbinical
- Social Work



CLASS OF 2015 CAREER OUTCOMES

OVERALL

90.5%
of graduates
have post-graduation
destinations



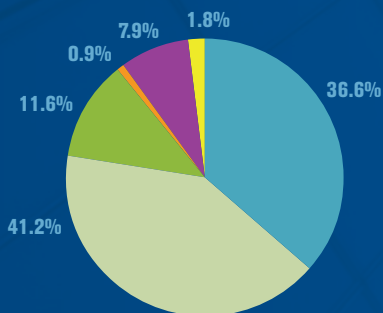
- 40.9% employment
- 38.7% graduate school
- 9.2% both
- 1.7% other
- 8.4% none
- 1.1% not seeking

BY COLLEGE

90.3%

of Stern College for
Women (SCW) graduates
have post-graduation
destinations

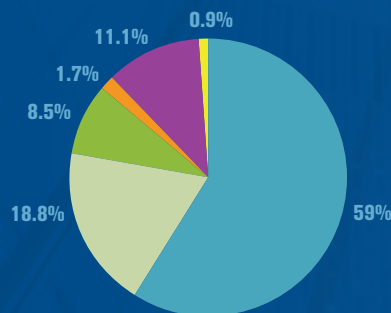
- 36.6% employment
- 41.2% graduate school
- 11.6% both
- 0.9% other
- 7.9% none
- 1.8% not seeking



88%

of Sy Syms School of
Business (SSSB) graduates
have post-graduation
destinations

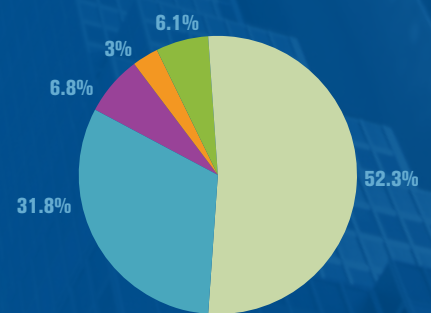
- 59% employment
- 18.8% graduate school
- 8.5% both
- 1.7% other
- 11.1% none
- 0.9% not seeking



93.2%

of Yeshiva College (YC)
graduates have post-
graduation destinations

- 31.8% employment
- 52.3% graduate school
- 6.1% both
- 3% other
- 6.8% none



BY MAJOR/CONCENTRATION
 (for majors/concentrations reporting at
 least 10 instances)

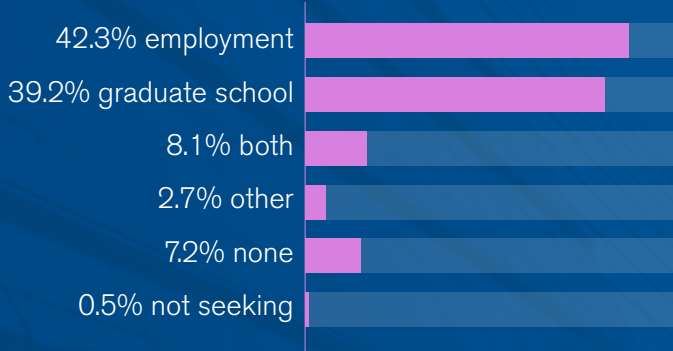
Accounting (60 respondents)	Biology (85 respondents)	Economics (25 respondents)	Education (15 respondents)	English (27 respondents)	Finance (17 respondents)	Jewish Studies (18 respondents)
91.7%	89.5%	84%	100%	92.6%	88.2%	100%
50% employment	22.4% employment	44% employment	80% employment	59.3% employment	64.7% employment	11.1% employment
25% grad school	50.6% grad school	32% grad school	6.7% grad school	22.2% grad school	17.6% grad school	61.1% grad school
15% both	11.8% both	8% both	13.3% both	11.1% both	5.9% other	27.8% both
1.7% other	4.7% other	16% none		7.4% none	11.8% none	
6.7% none	9.4% none					
1.6% not seeking	1.1% not seeking					

Management (20 respondents)	Marketing (16 respondents)	Mathematics (12 respondents)	Political Science (15 respondents)	Psychology (71 respondents)	Shaped Major (26 respondents)	Sociology (11 respondents)
90%	75%	83.4%	100%	88.7%	88.5%	100%
75% employment	68.8% employment	25% employment	33.3% employment	38% employment	26.9% employment	9.1% employment
10% grad school	6.2% grad school	58.4% grad school	46.7% grad school	46.5% grad school	57.8% grad school	72.7% grad school
5% both	25% none	8.3% none	20% both	2.8% both	3.8% both	9.1% both
10% none		8.3% not seeking		1.4% other	3.8% none	9.1% other
				11.3% none	7.7% not seeking	

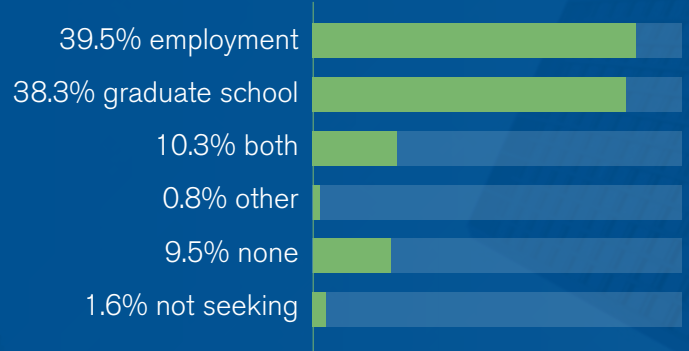


BY GENDER

92.3% of women graduates have post-graduation destinations

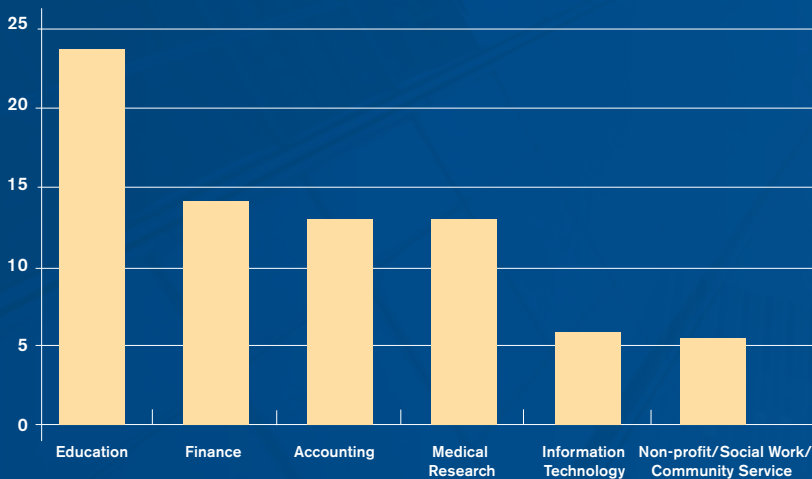


88.9% of men graduates have post-graduation destinations

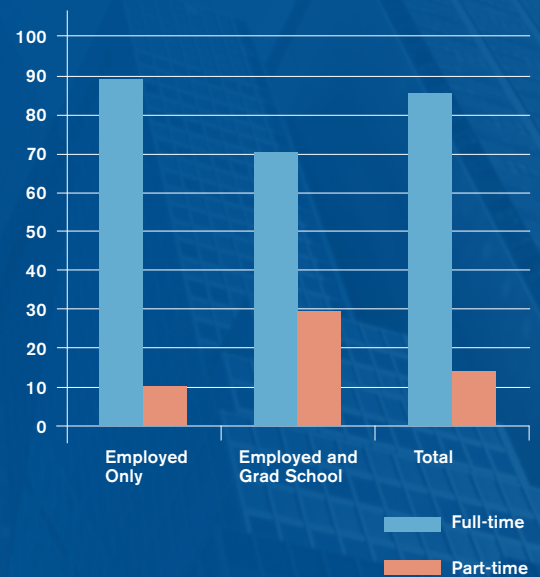


EMPLOYMENT AND GRADUATE SCHOOL STATISTICS

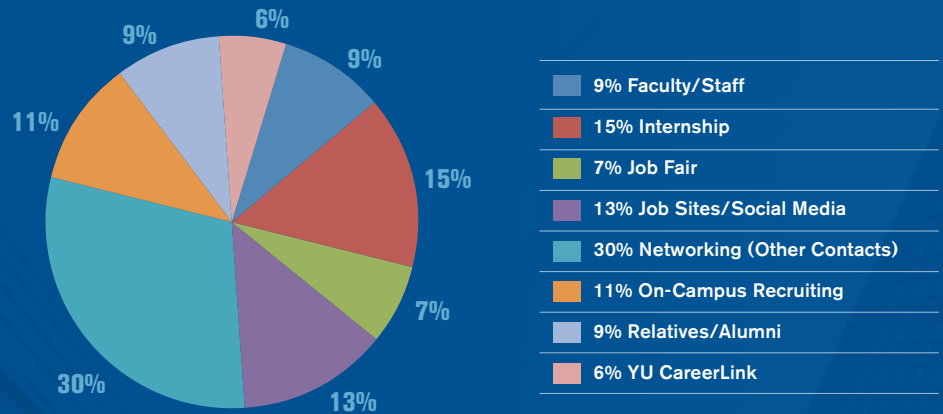
Top industries (by percent of employed graduates working in them: 228 respondents)



Full-time vs. part-time employment (by percentage of employed graduates: 234 respondents)



Top methods graduates used to find jobs (177 respondents; could provide multiple answers)



Salary Range	Overall	SCW	SSSB	YC
Less than \$20,000	22.5%	39.1%	5.1%	12.5%
\$20,000 to \$29,999	7.8%	10.8%	0%	18.8%
\$30,000 to \$39,999	17.6%	28.3%	7.7%	12.5%
\$40,000 to \$49,999	22.5%	15.2%	33.3%	18.8%
\$50,000 to \$59,999	18.6%	2.2%	38.5%	18.8%
\$60,000 to \$69,999	7%	2.2%	12.8%	6.2%
\$70,000 to \$79,999	1%	0%	0%	6.2%
\$80,000 and more	3%	2.2%	2.6%	6.2%

Starting salaries (131 respondents)

Relevance to career field of interest and major field of study

84.5%

of graduates reported that their position was either strongly or moderately related to their field of interest



80.5% of SCW graduates reported that their position was either strongly or moderately related



88.1% of SSSB graduates reported that their position was either strongly or moderately related



87.5% of YC graduates reported that their position was either strongly or moderately related

74.4%

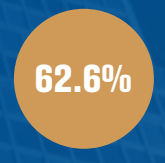
of graduates reported that their position was either strongly or moderately related to their major(s)



68.9% of SCW graduates reported that their position was either strongly or moderately related



88.1% of SSSB graduates reported that their position was either strongly or moderately related



62.6% of YC graduates reported that their position was either strongly or moderately related



Internships (314 respondents)

66.6%

of graduates

held one or more internships during their time at YU



57.7% of SCW graduates held one or more internships during their time at YU



89.2% of SSSB graduates held one or more internships during their time at YU



59.8% of YC graduates held one or more internships during their time at YU

42.7%

of graduates

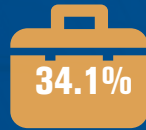
held two or more internships during their time at YU



36.2% of SCW graduates held two or more internships during their time at YU



62.7% of SSSB graduates held two or more internships during their time at YU



34.1% of YC graduates held two or more internships during their time at YU

21%

of graduates

held three or more internships during their time at YU



20.8% of SCW graduates held three or more internships during their time at YU

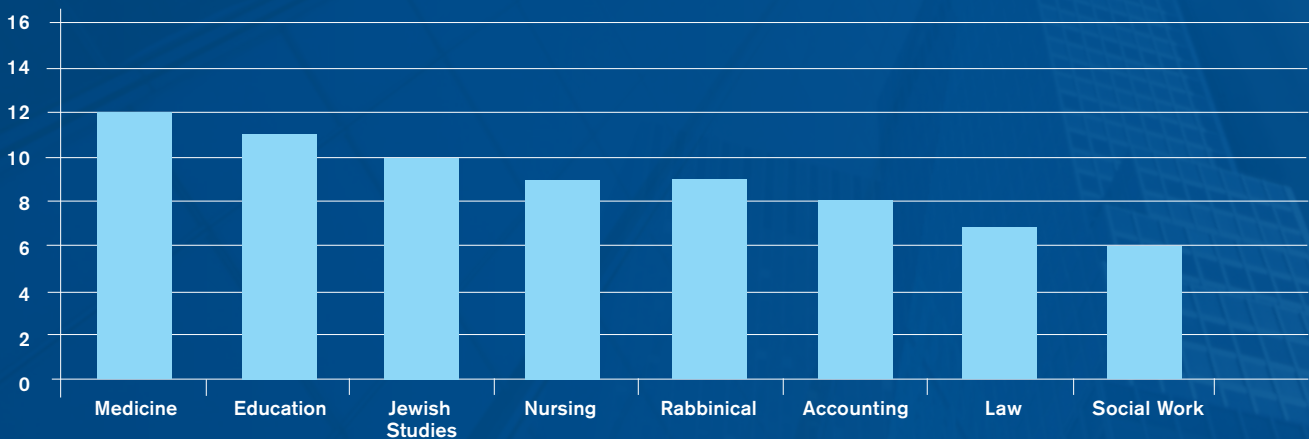


22.9% of SSSB graduates held three or more internships during their time at YU

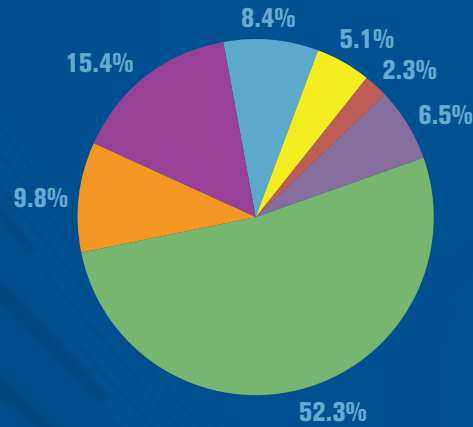


19.5% of YC graduates held three or more internships during their time at YU

Top fields of graduate/professional study (by percent of enrolled graduates in them: 213 respondents)



Degrees sought
(214 respondents)



Degree Level	Percentage
DDS	5.1%
Doctoral	2.3%
JD	6.5%
Master's	52.3%
MD	9.8%
Semicha	15.4%
Other	8.4%

CAREER CENTER USAGE STATISTICS

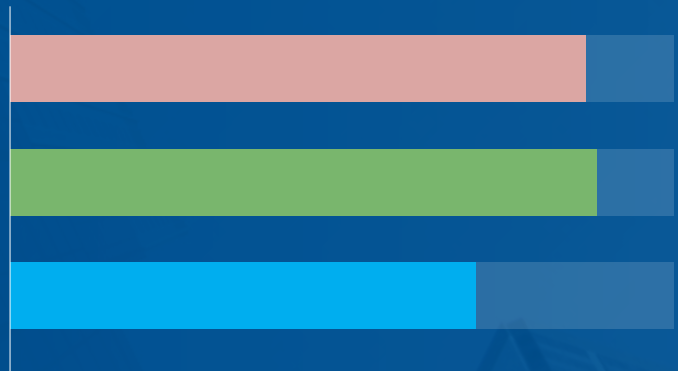
OVERALL

83.7%
of graduates
used the Career
Center during their
years at YU

87.3% of SCW graduates
used the Career Center

89.4% of SSSB graduates
used the Career Center

70.7% of YC graduates
used the Career Center



FIRST-TIME USAGE

Year First Used the Career Center	Overall	SCW	SSSB	YC
First Year on Campus	53.3%	56.9%	60%	36.2%
Second Year on Campus	22.6%	19.7%	28%	22.4%
Third Year on Campus	13.7%	10.9%	5.3%	31%
Fourth Year on Campus or Later	5.6%	5.8%	5.3%	5.2%
Unsure	4.8%	6.7%	1.4%	5.2%



CAREER CENTER USERS' BREAKDOWN OF SERVICES UTILIZED (could provide multiple answers)

Career Counseling Appointment	90.4%	Career Center Web Site	22.8%
Walk-in Hours	65.1%	Workshop/Panel	21%
YU CareerLink Job Postings	47.8%	Weekly Email	20.6%
Career Fair	33.1%	On-campus Recruiting	18.8%

CONCLUSION

Yeshiva University's undergraduate Class of 2015 demonstrates great promise in its more than 90% post-graduation destinations career outcome rate. Whether employment or graduate school was their intended goal, Yeshiva University recent graduates definitely have achieved positive career results. Full-time employment equaled last year's, with 85% of those employed holding full-time positions. Almost 90% of those employed who were not also in graduate school were employed full time. In the graduate education outcomes data, medicine outpaced education as a chosen field of study, and more than half of those students seeking graduate education were entering Master's programs, as was the situation last year.

More than two-thirds of business school graduates were at starting salaries of \$50,000 or more, which is an increase from about one-half of last year's graduates who earned in that range. Stern College graduates had a slight shift toward increased salaries, and Yeshiva College graduates had limited change, but more variety in starting salary figures. It should be noted that the sample size for salary data was somewhat small for these analyses.

The overall Career Center usage rate decreased from last year by about 5%, still impressive at almost 84% for a non-required office on campus. Significantly, more than 53% of the Class of 2015 began using the Career Center in their first year on campus, an increase of almost 15% from last year.

EMPLOYER SAMPLING

Adobe	Jefferies
Albert Einstein College of Medicine	JPMorgan Chase
Amazon	Manhattan Day School
American Greetings	Marcum
AxiomSL	Montefiore Medical Center
Bank Street College	Morgan Stanley
Barclays	Mount Sinai Medical Center
BDO	NASA
Bloomberg	New York Life
BNY Mellon	NYU Langone Medical Center
Citigroup	Orthodox Union
CohnReznick	Point72 Asset Management
Columbia University Medical Center	PricewaterhouseCoopers
Credit Suisse	SAR Academy/SAR High School
Deerwood Real Estate Capital	Teach for America
Deloitte	Universal McCann
EY	Weight Watchers
Federal Reserve Bank of New York	Weill Cornell Medical College
Goldman Sachs	WWE
Gotham Dream Builders	Yachad
Israel Discount Bank	Yeshiva University

GRADUATE/PROFESSIONAL SCHOOL SAMPLING

Baruch College	New York University
Columbia University	Rutgers University
Drexel University	Sciences Po/The London School of Economics
Florida Atlantic University	Stanford University
Fordham University	St. John's University
Georgetown University	University of Maryland
Harvard University	University of Miami
Hebrew University of Jerusalem	University of Pennsylvania
Hofstra University	University of Southern California
Hunter College	Washington University in St. Louis
Melbourne University	Yeshiva University
The New School	
New York Institute of Technology	

